

MINOCQUA BREWING COMPANY SUPERPAC
Committee ID: C00765529 - Comprehensive Smurfing Report

This report provides data that supports an allegation that Political Committee **C00765529, MINOCQUA BREWING COMPANY SUPERPAC** has accepted **2,842 Smurfed** donor transactions totaling **\$238,103** from **303** unique *Smurfing* donors. That these transactions encompass **22.8%** of the **12,438** available committee transactions and also being **15.9%** of the **\$1,499,888** full committee transaction valuation.

It is believed this report provides evidentiary data supporting an assertion that potential violations have occurred of the Federal Campaign Act of 1971, as amended (FECA), including but not limited to **52 U.S.C. § 30122 (Contributions in the name of another)**, and **52 U.S.C. 30104 / 11 C.F.R. § 104.3(b) (False/Inadequate reporting)**.

From the **26,140** unique committees in our database, **2,334** additional similar reports have been produced, all for the same purpose, all derived from the same database of **943,391,297** transactions that net sum to **\$626,053,341,400.27** USD. These reports are all based on FEC data and concern the same alleged violations. Therefore, it is further alleged that **52 U.S.C. § 30116 / 11 C.F.R. § 109.21 (Coordinated Activity)** violations have occurred. These arise due to many of these **2,335** reports, showing occurrences of hundreds to even thousands of same donor, same day contributions, are sufficient to be suggestive that financial institutions may be knowingly ignoring and or facilitating implausibly high frequency transactions. Not only for this committee but for such a great number to be suggestive of RICO (Racketeer Influenced and Corrupt Organizations Act) violations across a broad spectrum of FEC Political Committees. These **2,335** reports collectively consist of an excess of **351+ Million** transactions totaling **\$11.7+ Billion USD** originating from **391,288** Unique *Smurf* Donors. The SmurfSearch database currently lists **34,791,053** unique names of which at least **1.1%** or **391,288** are carrying out these fraudulent **351+ Million Smurfing** transactions. Financially, these *Smurfed* transactions account for **1.9%** of the total value of **\$626,053,341,400.27** , amounting to over **\$11.7+ Billion USD**.

This report arises out of the appearance of a multi-state, statistically anomalous series of high-volume, micro structured political contributions -- many appearing to originate from elderly or unemployed individuals, many likely giving well above lawful limits. These are not ordinary donation records. They reflect a sophisticated and likely coordinated effort to launder campaign contributions using digital platforms and to bypass Federal transparency and reporting obligations. This campaign, **C00765529, MINOCQUA BREWING COMPANY SUPERPAC**, has allegedly accepted numerous contributions, possibly facilitating a laundering scheme through high-frequency donations by persons who are often economically implausible contributors. These patterns raise serious questions of donor identity falsification, evasion of Federal limits and possible money laundering.

This report relies on data compiled from the Contributor Records provided by the **C00765529** committee to the FEC and then obtained as Schedule-A transaction records acquired directly from an FEC weekly data backup dated/downloaded approximately **10-Sep-2025**. The URL that leads to the FEC weekly data backup was provided by the FEC themselves. These data backups are regularly performed weekly by the IT Staff of the FEC commission itself.

09/28/2025

This report, presents the basis for this allegation, in that it is found that the above named committee has accepted as many as **2,842 Smurfed** (laundered) transactions net totaling **\$238,103**. All of the **12,438** committee transactions in this database have been scanned and analyzed resulting in an assessment that **2,842** meet our selection criteria to be reported as suspect. This assessment is based on abnormally high donation counts and amounts usually stemming from (but not limited to) donors that exhibit criteria such as implausibly high frequency donation rates as well as total dollar amounts and abnormal and or implausible transaction rates on any one or more days.

All of these transactions span **303** unique contributors, occurring from **2021-01-04** to **2025-06-30** and indicate collectively to be from **28** (*see States Used Report) different States.

The body of this report includes a table listing of the Highest Frequency and Multi-Same-Day Contributor names with statistics. For brevity, no more than the top **64 Smurfs** of **303** are listed.

The actual transactions data records reported herein are not provided for download as their number is usually too great to be practical for production and distribution. Rather this report provides Identities that are *Smurfing* transactions. Once a *Smurf* is identified, effectively all of their transactions are suspect. For investigative purposes, each identified *Smurf* can be further studied via a browsing or search of our [SmurfSearch Website](#) and or clicking on the individual(s) *Smurf* Web Link on the below *Smurfs* Report. A CSV file of all **303** identified unique Smurf names is available for download and intends to yield* a spreadsheet similar in structure to the below Unique *Smurfs* Report. This CSV file is the full dataset of *Smurfs* vs the top **64** as seen below*. This report is followed by a number of pages intended to be [Useful Notes and Terms](#) that may aide in overall understandings of this report.

In the processing of this committee report, a total of **12,438** transactions belonging to committee **C00765529** were examined. These transactions covered a date range **2021-01-04** to **2025-06-30**. Of these transactions, there were **4** transactions with indeterminate ZIP Codes. This count does not include counts of cases where the CITY and or STATE of a transaction matches its listed zip code. Where bad zip codes are identified, it is impossible to validate that the State and or City are valid.

Learn about this committee and to download a CSV file of all the *Smurfs* related to this report and **2,334** others: [Click HERE](#). To learn more about *Smurfing* visit: [ElectionWatch.info](#)

* All CSV file(s) herein are often called pipe CSV files as they use the "|" (vertical bar) as the field delimiter. Beware that the number of (rows) in these CSV files may exceed resources that may hinder loading to spreadsheets. Results may vary based on a PC's configuration etc. This committee CSV has **303** rows. When loading a CSV into a spreadsheet, you may need to open it first and then Import, to first configure the Import dialog (delimiter=| & Enable Formulas (for *SmurfStats* weblinks)). CSV files are tested using LibreOffice 7.9.5x and others using EXCEL (Windows & MacOS) have reported compatibility. ** Note: This document is formatted for common duplex (two sided) printing on most duplex capable printers.

Notes concerning the compilation of this report

The purpose of this report(s) is to show the wide spread occurrences of money laundering (ie: *Smurfing*) sufficient to demonstrate the need for Accountability through Prompt, Full, Honest, Open and Transparent (Discovery Inclusive) Investigations. All it should take is for an honest authority and or grand jury to come to a reasonable belief that crime(s) have been committed and that full discovery of supporting financial records would likely result in the essential proof needed to resolve the truth of these allegations. Some are certainly spending much more time and money denying the issue than just being honest and cooperating to answer this far reaching question.

The public, ought to ask the question(s) writ large - *Whom and Why?*

Reports -- Items of Interest

Please view (recommended) *Useful Notes and Terms* at the end of this report by clicking [HERE](#).

Unique Smurfs Report HERE

- Look for high MSD (Multi Same Day) MAX counts. This shows the most contributions in ONE single day.
- Look for high MSD CNT counts. These show how many times the contributor had donated more than once per day(s).
- Does the name/address column show indications of employment?
- Dates (with counts) in **bold** show dates where the Trx count for that day is more than 1 (an MSD count date).
- Observe the far right hand column RED colored data items. This shows the transaction NTRX,CTRX Counts/Amounts and MTBD (Max Trxs By Day) profile for that contributor across the entire FEC dataset.
- Below each Unique *Smurf's* Name is a clickable Web Link. This opens the *Smurf* Stats Web page where you can explore the Interactive Transactions By Date Chart, All related FEC Transactions, AKA Name(s), overall committee(s) stats and other information.
- The number of transaction MSD dates shown per *Smurf* are limited to the top **45** for brevity.

Transaction Type Report HERE

- Note unusual transaction counts that have associated negative transaction amounts. These may seem to be refunds but be aware that there are TRX TYPES (eg:20Y and 22Y etc) that are used for refunds and thus would not show negative amounts.
- The left side columns show counts/amounts for the entire committee.
- The right side columns show counts/amounts for the alleged *Smurf* transactions.
- Observe what transaction types are dominant.
- High 24T types especially with negative amounts are of interest.
- Types 20Y and 22Y are refunds. Negative amounts here may be unusual.

09/28/2025

Transaction Entity Type Report HERE

- Note unusual transaction counts that have associated negative transaction amounts.
- Negative amounts here may be unusual.
- The left side columns show counts/amounts for the entire committee.
- The right side columns show counts/amounts for the alleged *Smurf* transactions.
- Only Transactions of Entity Type "IND" (INDividual Contributor) are used to select *Smurfs*.

States Used Report HERE

- See all States (gibberish or otherwise) referenced by alleged *Smurfed* transactions.
- Layout is States with highest counts first, left to right top to bottom.
- Note unusual transaction counts that have associated negative transaction amounts.
- Negative amounts here may be unusual.

MEMO-CODE=X Report HERE

- This information is from All transactions for the entire committee.
- Note unusual transaction counts that have associated negative transaction amounts.
- Negative amounts here may be unusual.

[<prev - next>](#) ID: C00765529 -- MINOCQUA BREWING COMPANY SUPERPAC
 Top 64 Unique Contributors [of 303]: Name(s), Counts, Amounts, Multi-Same-Day Counts, Smurf Stats
 Summary Mode: Showing Only Contributors w/ TRXs > 1 AND Multi-Same-Day TRX Counts >= 1

NAME (s) :cnts	COUNT	AMOUNT	MSD CNT	MSD MAX	TRX DATES:counts	FEC NTRX	FEC TAMT	FEC MTBD
SIEWERT, DEAN MADISON, WI. 53704 Occ:SENIOR DBA, Emp:SENTRY INSURANCE <u>This Smurfs Stats</u>	13	\$325	3	3	2023-09-20:004, 2023-11-02:001, 2022-10-31:001, 2022-10-26:001, 2022-08-08:001, 2021-11-15:001, 2021-10-25:001, 2021-09-24:001, 2021-08-26:001, 2021-07-23:001	309	\$4,088	24
HOLT, W. JEFFERSON CARRBORO, NC. 27510 Occ:REAL ESTATE INVE, Emp:SELF <u>This Smurfs Stats</u>	61	\$8,450	6	2	2024-02-11:003, 2025-05-11:002, 2023-10-29:002, 2023-08-01:002, 2022-12-11:002, 2025-06-15:001, 2025-06-11:001, 2025-05-08:001, 2025-04-13:001, 2025-01-11:001, 2024-12-11:001, 2024-11-11:001, 2024-10-27:001, 2024-10-16:001, 2024-10-13:001, 2024-10-11:001, 2024-09-11:001, 2024-08-11:001, 2024-07-11:001, 2024-06-21:001, 2024-06-11:001, 2024-05-19:001, 2024-05-11:001, 2024-04-21:001, 2024-04-11:001, 2024-03-21:001, 2024-03-11:001, 2024-01-11:001, 2024-01-05:001, 2024-01-01:001, 2023-12-23:001, 2023-12-11:001, 2023-11-11:001, 2023-11-05:001, 2023-10-15:001, 2023-10-11:001, 2023-09-11:001, 2023-09-04:001, 2023-08-27:001, 2023-08-20:001, 2023-08-11:001, 2023-07-27:001, 2023-07-20:001, 2023-07-11:001, 2023-06-11:001 Limit 45 of 55 MSD Dates shown for brevity	2,881 [2,863]	\$103,861	44
MATHWICK, JOHN PLYMOUTH, WI. 53073 Occ:RETIRED, Emp:SINCE:2021-01-15 <u>This Smurfs Stats</u>	88	\$9,820	15	1	2024-10-03:002, 2024-09-03:002, 2024-08-03:002, 2024-07-03:002, 2024-06-03:002, 2024-05-03:002, 2024-04-03:002, 2024-03-03:002, 2024-02-03:002, 2024-01-03:002, 2023-12-03:002, 2023-11-03:002, 2023-10-03:002, 2023-09-03:002, 2023-08-03:002, 2025-06-05:001, 2025-05-05:001, 2025-04-05:001, 2025-03-05:001, 2025-02-05:001, 2025-01-05:001, 2024-12-05:001, 2024-11-05:001, 2024-10-11:001, 2024-09-11:001, 2024-08-11:001, 2024-07-11:001, 2024-06-11:001, 2023-07-03:001, 2023-06-03:001, 2023-05-03:001, 2023-04-03:001, 2023-03-03:001, 2023-02-03:001, 2023-01-08:001, 2023-01-03:001, 2022-12-08:001, 2022-12-03:001, 2022-11-16:001, 2022-11-15:001, 2022-11-03:001, 2022-10-16:001, 2022-10-15:001, 2022-10-03:001, 2022-09-16:001 Limit 45 of 73 MSD Dates shown for brevity	312	\$25,471	5
GREGORY, JAMES DUBLIN, OH. 43016 Occ:RETIRED, Emp:SINCE:2022-08-12 <u>This Smurfs Stats</u>	45	\$1,955	10	1	2024-11-11:002, 2024-10-11:002, 2024-09-11:002, 2024-08-11:002, 2024-07-11:002, 2024-06-11:002, 2024-05-11:002, 2024-04-11:002, 2024-03-11:002, 2024-02-11:002, 2025-06-16:001, 2025-06-07:001, 2025-05-07:001, 2025-04-07:001, 2025-03-09:001, 2025-03-07:001, 2025-03-02:001, 2025-02-07:001, 2025-01-07:001, 2024-12-07:001, 2024-10-31:001, 2024-10-20:001, 2024-09-30:001, 2024-08-31:001, 2024-07-31:001, 2024-07-23:001, 2024-07-07:001, 2024-06-30:001, 2024-06-23:001, 2024-05-31:001, 2024-04-30:001, 2024-03-31:001, 2024-03-21:001, 2024-02-29:001, 2024-01-31:001	9,260 [9,202]	\$330,346	97
BRAY, JAMES MOSINEE, WI. 54455 Occ:RETIRED, Emp:SINCE:2013-01-11 <u>This Smurfs Stats</u>	90	\$4,085	2	1	2023-12-31:002, 2022-04-04:002, 2024-12-29:001, 2024-11-20:001, 2024-10-27:001, 2024-10-20:001, 2024-10-17:001, 2024-10-14:001, 2024-07-25:001, 2024-06-10:001, 2024-04-21:001, 2024-04-01:001, 2024-03-21:001, 2024-03-10:001, 2024-02-17:001, 2024-01-08:001, 2024-01-06:001, 2023-10-15:001, 2023-09-26:001, 2023-09-19:001, 2023-08-23:001, 2023-08-03:001, 2023-08-02:001, 2023-06-12:001, 2023-06-06:001, 2023-05-29:001, 2023-03-26:001, 2023-03-20:001, 2023-03-05:001, 2023-02-27:001, 2023-02-20:001, 2023-02-12:001, 2023-02-06:001, 2023-01-30:001, 2023-01-23:001, 2023-01-16:001, 2022-12-08:001, 2022-11-02:001, 2022-10-31:001, 2022-10-24:001, 2022-10-03:001, 2022-09-19:001, 2022-09-17:001, 2022-09-11:001, 2022-08-06:001 Limit 45 of 88 MSD Dates shown for brevity	4,527 [4,516]	\$150,391	48

09/28/2025

NAME(s) :cnts	COUNT	AMOUNT	MSD CNT	MSD MAX	TRX DATES:counts	FEC NTRX	FEC TAMT	FEC MTBD
PAGENKOPF, KRIS GAINESVILLE, FL. 32607 Occ:RETIRED, Emp:SINCE:2018-01-30 <u>This Smurfs Stats</u>	14	\$200	1	1	2024-11-09:002, 2024-12-09:001, 2024-10-16:001, 2024-10-08:001, 2024-09-08:001, 2024-08-08:001, 2024-07-08:001, 2024-07-07:001, 2024-06-08:001, 2024-06-02:001, 2024-05-08:001, 2024-04-21:001, 2024-04-08:001	844 [838]	\$11,551	7
CALVY, PATRICIA ELM GROVE, WI. 53122 Occ:MARKETING, Emp:SUPER NATURAL DI <u>This Smurfs Stats</u>	5	\$1,300	1	1	2021-06-06:002, 2024-09-18:001, 2023-08-21:001, 2021-02-07:001	1,559 [1,555]	\$262,904	19
CHRISTOPHERSON, LISA MILWAUKEE, WI. 53202 Occ:ADMIN ASST, Emp:MATC <u>This Smurfs Stats</u>	41	\$580	1	1	2021-06-06:002, 2024-12-22:001, 2024-12-06:001, 2024-11-22:001, 2024-11-06:001, 2024-10-22:001, 2024-10-16:001, 2024-10-06:001, 2024-09-22:001, 2024-09-06:001, 2024-08-22:001, 2024-08-06:001, 2024-07-22:001, 2024-07-06:001, 2021-12-22:001, 2021-12-06:001, 2021-11-22:001, 2021-11-06:001, 2021-10-22:001, 2021-10-06:001, 2021-09-26:001, 2021-09-22:001, 2021-09-06:001, 2021-08-22:001, 2021-08-06:001, 2021-07-22:001, 2021-07-06:001, 2021-06-22:001, 2021-05-22:001, 2021-05-06:001, 2021-04-22:001, 2021-04-06:001, 2021-03-22:001, 2021-03-07:001, 2021-03-06:001, 2021-02-22:001, 2021-02-06:001, 2021-01-28:001, 2021-01-22:001, 2021-01-15:001	538	\$11,380	10
BULLEIT, JENNIFER VERONA, WI. 53593 Occ:RETIRED, Emp:SINCE:2024-09-08 <u>This Smurfs Stats</u>	8	\$825	1	1	2022-04-03:002, 2023-08-01:001, 2022-10-31:001, 2022-09-19:001, 2022-05-15:001, 2022-01-17:001, 2022-01-11:001	352 [350]	\$6,832	8
ZERWICK, JIM VERONA, WI. 53593 Occ:RETIRED, Emp:SINCE:2015-07-04 <u>This Smurfs Stats</u>	45	\$4,500	1	1	2024-04-21:002, 2025-06-25:001, 2025-06-21:001, 2025-05-25:001, 2025-05-21:001, 2025-04-25:001, 2025-04-21:001, 2025-03-25:001, 2025-03-21:001, 2025-02-25:001, 2025-02-21:001, 2025-01-25:001, 2025-01-21:001, 2024-12-25:001, 2024-12-21:001, 2024-11-25:001, 2024-11-21:001, 2024-11-16:001, 2024-10-25:001, 2024-10-22:001, 2024-10-21:001, 2024-10-16:001, 2024-09-25:001, 2024-09-21:001, 2024-09-01:001, 2024-08-25:001, 2024-08-21:001, 2024-07-25:001, 2024-07-21:001, 2024-06-21:001, 2024-05-22:001, 2024-05-21:001, 2024-03-31:001, 2024-03-21:001, 2024-02-21:001, 2024-01-21:001, 2024-01-07:001, 2023-12-25:001, 2023-12-21:001, 2023-11-21:001, 2023-10-21:001, 2023-05-28:001, 2023-04-09:001, 2023-01-22:001	2,428 [2,416]	\$167,557	47
MIGAS, ROSALIE MADISON, WI. 53705 Occ:RETIRED, Emp:SINCE:2013-11-16 <u>This Smurfs Stats</u>	5	\$270	1	1	2021-12-24:002, 2022-12-08:001, 2021-11-18:001, 2021-07-31:001	336 [333]	\$36,785	10
EGGER, DAVID MADISON, WI. 53713 Occ:RETIRED, Emp:SINCE:2013-04-23 <u>This Smurfs Stats</u>	2	\$750	1	1	2022-06-16:002	449 [448]	\$44,819	8
GETTO, CARL MADISON, WI. 53711 Occ:RETIRED, Emp:SINCE:2015-07-24 <u>This Smurfs Stats</u>	2	\$350	1	1	2022-05-02:002	374 [363]	\$77,765	4

NAME(s) :cnts	COUNT	AMOUNT	MSD CNT	MSD MAX	TRX DATES:counts	FEC NTRX	FEC TAMT	FEC MTBD
ODELL, KATHARINE:6 aka:ODELL, KATHARINE H:2 MADISON, WI. 53711 Occ:RETIRED, Emp:SINCE:2016-05-19 <u>This Smurfs Stats</u>	8	\$2,750	1	1	2022-04-28:002, 2024-02-02:001, 2023-08-17:001, 2023-06-04:001, 2023-03-18:001, 2022-09-11:001, 2022-01-11:001	1,238 [1,232]	\$279,581	44
LYGRE, MIRIAM HUDSON, WI. 54016 Occ:CASHIER, Emp:WALMART <u>This Smurfs Stats</u>	3	\$1,015	1	1	2024-01-05:002, 2024-01-28:001	2,556 [2,536]	\$21,088	40
SCHAAL, HELEN MOUNTAIN, WI. 54149 Occ:RETIRED, Emp:SINCE:2016-06-05 <u>This Smurfs Stats</u>	21	\$380	1	1	2022-04-03:002, 2022-12-08:001, 2022-07-28:001, 2022-07-06:001, 2022-06-28:001, 2022-06-06:001, 2022-05-28:001, 2022-05-06:001, 2022-04-28:001, 2022-04-06:001, 2021-12-28:001, 2021-12-06:001, 2021-11-28:001, 2021-11-06:001, 2021-10-28:001, 2021-10-06:001, 2021-09-28:001, 2021-09-06:001, 2021-08-28:001, 2021-07-28:001	2,432 [2,429]	\$31,576	15
KAUL, LUCILLE SHAWANO, WI. 54166 Occ:RETIRED, Emp:SINCE:2014-10-20 <u>This Smurfs Stats</u>	27	\$580	1	1	2022-04-10:002, 2024-12-09:001, 2024-11-09:001, 2024-10-16:001, 2024-10-09:001, 2023-12-18:001, 2023-11-18:001, 2023-11-12:001, 2023-10-29:001, 2023-10-18:001, 2023-10-01:001, 2023-09-18:001, 2023-09-03:001, 2023-08-27:001, 2023-08-20:001, 2023-08-01:001, 2022-12-08:001, 2022-10-23:001, 2022-10-09:001, 2022-09-18:001, 2022-07-17:001, 2022-07-10:001, 2022-07-03:001, 2022-06-06:001, 2022-05-15:001, 2022-04-19:001	418	\$6,656	5
MOEN, MICHAEL WAUSAU, WI. 54401 Occ:RETIRED, Emp:SINCE:2013-09-18 <u>This Smurfs Stats</u>	15	\$545	1	1	2022-04-03:002, 2024-10-21:001, 2023-08-01:001, 2022-12-08:001, 2022-11-06:001, 2022-10-23:001, 2022-09-25:001, 2022-07-03:001, 2022-05-15:001, 2022-04-24:001, 2021-12-12:001, 2021-11-21:001, 2021-10-06:001, 2021-09-26:001	2,531 [2,523]	\$39,156	23
BENSON, BARBARA CONOVER, WI. 54519 Occ:RETIRED, Emp:SINCE:2016-02-04 <u>This Smurfs Stats</u>	3	\$450	1	1	2021-08-07:002, 2021-11-14:001	865 [852]	\$33,076	8
PLONSKY, RICHARD HARSHAW, WI. 54529 Occ:RETIRED, Emp:SINCE:2024-02-02 <u>This Smurfs Stats</u>	39	\$960	1	1	2021-01-28:002, 2024-09-28:001, 2024-08-28:001, 2024-07-28:001, 2023-12-28:001, 2023-11-28:001, 2023-10-28:001, 2023-09-28:001, 2023-08-28:001, 2023-08-03:001, 2023-07-30:001, 2022-12-28:001, 2022-11-28:001, 2022-10-28:001, 2022-09-28:001, 2022-08-28:001, 2022-07-28:001, 2022-06-28:001, 2022-05-28:001, 2022-04-28:001, 2022-04-18:001, 2021-12-28:001, 2021-11-28:001, 2021-10-28:001, 2021-09-28:001, 2021-08-28:001, 2021-08-03:001, 2021-07-28:001, 2021-07-11:001, 2021-06-28:001, 2021-06-06:001, 2021-05-28:001, 2021-04-28:001, 2021-03-28:001, 2021-03-08:001, 2021-02-28:001, 2021-01-15:001, 2021-01-09:001	728 [727]	\$28,505	17
KIENHOLZ, KATHRYN MILLTOWN, WI. 54858 Occ:RETIRED, Emp:SINCE:2014-04-02 <u>This Smurfs Stats</u>	65	\$1,477	1	1	2023-01-15:002, 2024-12-15:001, 2024-12-12:001, 2024-11-15:001, 2024-11-12:001, 2024-10-15:001, 2024-10-12:001, 2024-09-15:001, 2024-09-12:001, 2024-08-15:001, 2024-08-12:001, 2024-07-15:001, 2024-07-12:001, 2024-06-15:001, 2024-06-12:001, 2024-05-15:001, 2024-05-12:001, 2024-04-15:001, 2024-04-12:001, 2023-12-15:001, 2023-12-12:001, 2023-11-15:001, 2023-11-12:001, 2023-10-15:001, 2023-10-12:001, 2023-09-15:001, 2023-09-12:001, 2023-08-15:001, 2023-08-12:001, 2023-08-03:001,	1,103 [1,101]	\$39,553	12

09/28/2025

NAME(s) :cnts	COUNT	AMOUNT	MSD CNT	MSD MAX	TRX DATES:counts	FEC NTRX	FEC TAMT	FEC MTBD
					2023-07-15:001, 2023-07-12:001, 2023-06-15:001, 2023-06-12:001, 2023-05-15:001, 2023-05-12:001, 2023-04-15:001, 2023-04-12:001, 2023-03-15:001, 2023-03-12:001, 2023-02-15:001, 2023-02-12:001, 2023-01-12:001, 2022-12-15:001, 2022-12-12:001 Limit 45 of 64 MSD Dates shown for brevity			
BARBER, CHARLES MANDAN, ND. 58554 Occ:RETIRED, Emp:SINCE:2014-03-17 <u>This Smurfs Stats</u>	7	\$1,600	1	1	2024-10-22:002, 2024-10-27:001, 2024-10-16:001, 2022-10-31:001, 2022-10-24:001, 2022-08-08:001	603	\$18,537	6
LANE, BRUCE CARY, IL. 60013 Occ:RETIRED, Emp:SINCE:2016-08-03 <u>This Smurfs Stats</u>	2	\$275	1	1	2021-09-26:002	960 [935]	\$256,187	17
ZIVIN, MARK EVANSTON, IL. 60201 Occ:RETIRED, Emp:SINCE:2020-11-20 <u>This Smurfs Stats</u>	19	\$4,375	1	1	2021-01-11:002, 2025-05-08:001, 2025-01-25:001, 2024-10-16:001, 2024-10-13:001, 2024-07-25:001, 2023-08-01:001, 2023-03-19:001, 2023-03-05:001, 2023-01-22:001, 2022-12-08:001, 2022-10-30:001, 2022-09-22:001, 2022-04-19:001, 2022-04-03:001, 2021-10-17:001, 2021-03-02:001, 2021-01-15:001	1,973 [1,942]	\$976,500	21
WARDELL, ROY PLATTEVILLE, CO. 80651 Occ:RANCHER, Emp:SELF <u>This Smurfs Stats</u>	6	\$1,600	1	1	2024-10-27:002, 2024-09-09:001, 2024-08-25:001, 2024-07-28:001, 2024-07-25:001	692 [687]	\$174,265	15
WEIL, JAMES FOUNTAIN VALLEY, CA. 92708 Occ:SALES EXEC, Emp:WEIL AQUATRONICS <u>This Smurfs Stats</u>	17	\$645	1	1	2023-10-29:002, 2024-12-29:001, 2024-11-29:001, 2024-10-29:001, 2024-10-27:001, 2024-10-21:001, 2024-09-29:001, 2024-09-15:001, 2024-08-29:001, 2024-07-29:001, 2024-07-25:001, 2023-12-29:001, 2023-12-17:001, 2023-11-29:001, 2023-08-03:001, 2022-12-12:001	1,325 [1,316]	\$83,581	22
LOVENDAHL, JAMES SEATTLE, WA. 98108 Occ:TECHNICAL WRITER, Emp:FAA <u>This Smurfs Stats</u>	3	\$250	1	1	2025-05-08:002, 2025-03-09:001	1,126	\$11,374	95

<prev - next> ID: C00765529 -- MINOCQUA BREWING COMPANY SUPERPAC

FEC Transaction Types - Committee Stats vs: Smurfs Stats						
https://www.fec.gov/campaign-finance-data/transaction-type-code-descriptions/						
FEC Trx Type	Committee All Trx Data		Smurfs Only Collected Trx Data			
	Trx Count	Trx Amount	Trx Count	Cmte%	Trx Amount	Cmte%
	7,495	\$859,363	611	8.2%	\$26,741	3.1%
10	4,246	\$556,247	1,882	44.3%	\$180,439	32.4%
15E	425	\$31,015	230	54.1%	\$13,189	42.5%
24I	272	\$53,264	119	43.8%	\$17,734	33.3%
Totals:	12,438	\$1,499,888	2,842	22.8%	\$238,103	15.9%

09/28/2025

<prev - next> ID: C00765529 -- MINOCQUA BREWING COMPANY SUPERPAC

Trx Entity Type	Committee All Trx Data		Smurfs Only Collected Trx Data			
	Trx Count	Trx Amount	Trx Count	Cmte%	Trx Amount	Cmte%
	0	\$0	0	0%	\$0	0%
CAN	0	\$0	0	0%	\$0	0%
CCM	0	\$0	0	0%	\$0	0%
COM	0	\$0	0	0%	\$0	0%
IND	6,229	\$697,537	2,842	45.6%	\$238,103	34.1%
ORG	14	\$116,189	0	0%	\$0	0%
PAC	6,195	\$686,162	0	0%	\$0	0%
PTY	0	\$0	0	0%	\$0	0%
Totals:	12,438	\$1,499,888	2,842	22.8%	\$238,103	15.9%

<prev - next> ID: C00765529 -- MINOCQUA BREWING COMPANY SUPERPAC

Smurfs States Used Transaction Stats This Committee														
ST	Count	Amount	ST	Count	Amount	ST	Count	Amount	ST	Count	Amount	ST	Count	Amount
WI	1,911	\$131,973	IL	154	\$19,765	CA	107	\$25,840	TX	73	\$7,105	MN	72	\$1,935
OR	64	\$4,160	NC	61	\$8,450	OH	54	\$2,170	FL	41	\$5,948	MA	40	\$3,265
NY	39	\$1,855	WA	37	\$4,020	MD	33	\$2,535	CT	27	\$1,050	VA	26	\$1,492
NJ	23	\$3,930	AZ	22	\$1,635	CO	11	\$2,950	PA	8	\$575	ND	7	\$1,600
MI	7	\$1,850	KY	7	\$1,200	NV	6	\$300	IA	5	\$300	DC	4	\$1,450
SC	1	\$250	MO	1	\$250	LA	1	\$250						
Grand Totals for 28 States with Counts and Amounts														
			States			Counts			Amounts					
			28			2,842			\$238,103					

09/28/2025

[<prev](#) - [next>](#) ID: C00765529 -- MINOCQUA BREWING COMPANY SUPERPAC

Committee All Transaction Memo-Code=X Counts/Amounts Stats

For more info, Link: <https://www.fec.gov/campaign-finance-data/contributions-individuals-file-description/>

MEMO-CODE	Trx	Count	MEMO-CODE	Trx	Amount
		6,195			\$686,162

[<Prev](#) - [Next>](#)

Informational Notes and Terms

These Comprehensive Smurfing Reports clearly demonstrate the enormous problem of Smurfing within our country's Election Industrial Complex (EIC), both at the Federal and State levels in ways that have negatively affected our elections.

Smurfing is said to be a sophisticated and non-arbitrary racketeering money laundering scheme involving stolen identities, wire fraud, bank fraud and elderly abuse which rapidly continues to grow and has wide-reaching consequences to our society. New Smurfs are regularly appearing when monitoring the [fec.gov](https://www.fec.gov) web site for updates. Full Accountability through prompt, honest, open and transparent (discovery inclusive) investigations must occur to expose and prosecute those who undermine the integrity of our elections.

The following information about the overall SmurfSearch web site is helpful in understanding this Report and the database used to build this report.

The SmurfSearch Analysis/Reporting Database:

- **FEC Transactions Data** – The database used to compile this Committee report and thousands of other similar Committee reports spans **12.5+ years from 2013 through 2025-Sep-10**. All transaction records are from an FEC PostgreSQL database backup stored on an AWS (Amazon Web Services) Cloud using a web URL provided by the FEC. Using this information, a FEC data backup was downloaded on **10-Sep-2025** and using the FEC README provided instructions, that backup was restored to a new PostgreSQL database instance. All transaction records for the 2 year periods known as 2014, 2016, 2018, 2020, 2022, 2024 and 2026 were extracted and loaded into the SumrfSearch database resulting in a dataset totaling **943,391,297** contribution transaction records.
- Note that because this dataset contains negative values it may be helpful to know that there are **3,776,625** transactions with Negative values totaling **(\$1,042,355,721.93)** USD along with **939,564,129** Positive value transactions totaling **\$627,095,697,122.20** USD and also notable is that there are **50,543** transaction records with ZERO USD amounts.
- After the transactions data was loaded, another table was created and constructed to contain Unique Names (UNames, see below Contributors and AKA Names) all derived from the transactions. All of the transactions in the database were counted, sorted, collated, grouped and analyzed to generate various statistics, which were then assigned to each Unique Name resulting in approximately **34,791,053** actual unique contributors.
- Note that prior versions of this collection of **2,335** reports, the reporting database that was used included FEC Published Bulk Download datasets. The database used for this generation of reports abandons the inclusion of FEC bulk datasets for reasons as follows:
 - ◆ **NO CENTS:** All transaction data originating from FEC BULK Downloads, for reasons unknown, have NO CENTS. All transaction amounts are given in integer dollars. **After reporting this to the FEC, their incredible response is that they will not fix the issue.** Various checks of FEC Bulk Downloadable data going as far

back as 2001 confirms **NO CENTS**. The FEC data description of this AMOUNT field is of type "NUMBER(14,2)"; the 2 meaning 2 place decimal allocation for CENTS. Yet their data has all CENTS dropped. All transactions from \$.01 to \$0.99 appeared as amounts of \$0.00. **It's not unreasonable to assume that all 263+ million transactions within FEC BULK downloadable datasets are inaccurate and the total LOST DOLLAR valuation of these transactions is likely in the tens of millions of USD.**

- ◆ **Inconsistent and changing BULK DATA.** It has been observed that the Bulk Datasets produced by the FEC would, from time to time, change. For example, a serious change occurred in the 2025 available, 2019/2020 Bulk dataset. Sometime after April 2023, several years after the 2020 period closure, the FEC changed the 2019/2020 Bulk Dataset by **REMOVING 29,303,614** transaction records. **An examination of the "Missing" data shows this affected 66 committees and net summed to \$2,355,884,759 USD. Of the 29 million Missing records, 26,996,348 of these are all from committee "C00694323" -- WINRED. Those records when net summed totaled to: \$1,603,039,615 USD.**
- ◆ Because of a **lack of CENTS** and **irregular changing of the data itself**, **FEC Bulk datasets fall into doubt and cannot be trusted.** By not using Bulk datasets, this reporting database, at this point in time, becomes consistent with FEC data. Our reporting data "is" their data.

[Click HERE](#) for more information about this missing data.

- ◆ **INTEREST IN BLANK TRANSACTION TYPE RECORDS:** Over years of studying FEC data, it is observed that there are unexplained records that indicate NO Transaction Type Code. This database has **943,391,297** transactions with a subset of **669,703,801** being of the Blank TrxType. The percentage of these Blank TrxType Transactions to the total Transactions is approximately **70.9%** vs: the percentage of the Public Bulk Downloadable Transactions of **29%**. It was learned from the FEC that they referred to these records as UNCHARACTERIZED and they were unsure how to handle them. In any case, they *never* made them openly available to the public like the Bulk Download data. **A very serious issue with these UNCHARACTERIZED Transaction records is that when compared to the Publicly Available Bulk data, over the same time period, these records number approximately 244.6% more records than Bulk data. The public seems to be seriously deceived in that the Bulk data provided for 'Public Analysis' is massively incomplete.**

[Click HERE](#) for more information about this concealed data.

The following Terms/Column Headers generally apply to FEC Statistics. These apply to all summary data tables (pages) within the web site and this Report.

- **Smurf** – A generalized term used to refer to a specific 'Contributor' whose identity has been allegedly stolen to make fraudulent donation transactions to one or more FEC committees. It is important to note that a Contributor may have made some of the transactions attributed to their name, but for purposes of this report, all 'Contributors' listed within this report are alleged *Smurfs* (*noun*) as their transactions are unusually high frequency donors that often characterize a *Smurf*, among other distinctions. They are then said to be *Smurfing* (*verb*). The term itself originates from law enforcement agency(s). When any given transaction(s) becomes alleged to be fraudulent, the owner of such transaction(s) then is referred to as a *Smurf*. In the reporting database all contributors have a statistics profile consisting of such items as Total Transaction Counts and Amounts, by Committee ID, day(s), year(s), min, max, averages and more etc to help identify patterns of frequent transaction abuse. A 'Contributor' is comprised of a Unique Name (internally called a UName) originating from a transaction sorting/grouping compilation process and zero or more A/K/A (algorithmically matched, “**Also Known As**”, alias) names. All derived from additional transactions with similar names and within matching State, City and similar Zip codes. Often, when a Contributor is used/abused via *Smurfed* transactions they may sometimes, be called *Smurfs* but in no way for the purpose of assigning guilt. Again, such 'Contributors' are themselves most likely a victim of *Smurfing* crime(s). For this specific committee **C00765529** report, there are **303** number of unames (*Smurfs*) detected as encompassing **2,842** alleged *Smurfed* transactions totaling **\$238,103**. These transactions begin as early as **2021-01-04** continuing through as recent as **2025-06-30**.

[Click HERE](#) for a generalized explanation of “*Smurfing*” at Investopedia.com.

- **Contributor** – For purposes of this reporting database, this is a Unique Name (internally called a unname). It is internally assigned a unique ID number called a UID and that UID is linked to every transaction associated with that name. A unname also has associated with it zero or more A/K/A names internally called likeNames. Transactions associated with each likeName are also inherently associated with the master Unique unname. Thus, when referring to a Contributor nearly always means all A/K/A names inclusive as a singular identity. See below for the description of A/K/A Names.
- **A/K/A Name(s)** – These are alias names that are found to be associated with a “Unique Name Contributor” (eg: “DOE, JOHN”). These are most often seen as simple variations to the 'Unique Name' (unname) such as “DOE, JOHN MR”. Contributor names also appear in random variations with Titles (eg: MR, MRS, DR, MD, COL, LT, ESQ), Middle initials, First or Last name Initials, hyphenated names and so on, all with or without punctuation etc. These important features of the SmurfSearch database compilation are that the totality of the available Transaction records are simply raw individual transactions and the collation of these disparate names together makes many transactions appearing separate, become a collection attached to an Individual Contributor. Sometimes names that are supposed to be LAST, FIRST appear as FIRST, LAST with and without spelling errors, abbreviations,

hyphenations, initials, titles, ranks, professions and many other variations make the aka name grouping effort imperfect. This author asserts that the compilation is sufficient such that a writ all success rate of name matching has been reasonably achieved. Of the **943,391,297** transaction records, the count of Unique Contributor names has been reduced to **34,791,053** where **31,685,401** are singular unique names and **3,105,652** have associated A/K/A Names totaling **4,863,001** at an average of **2.8** each. The largest number of A/K/A names associated with any of the Unames is **314**.

- **NTRX** – FEC_NTRX refers to the **Number of Transactions** totaled across the database, relative to a 'Contributor'. This number is used as a data-point among others that contribute to a donation statistics profile. A large NTRX count is a strong indicator of *Smurfing* activity.
- **CTRX** – FEC_CTRX is similar to FEC_NTRX except it is only a count of those transactions whose types are generally considered to be of an Individual Contribution character/function. For most names these two values are the same. Sometimes, CTRX is a subset of the NTRX value. Transaction Types such as the FEC "15C" type are not included in the CTRX count as they are more so used by Candidates for reporting such things as expenses (contributions to self). This count is used internally to help rule out contributions that may be construed as *Smurf* false positives. EG: A well known public figure has a large NTRX count, but upon examination of their transactions, it became clear that a majority of their contributions are type 15C listing their limousine, air travel, dinners, fuel, parking etc as contributions to their own committee(s). Their CTRX count, lacking the 15C transactions can reduce their Contribution profile to a low rate. Note: These reports do not characterize the usage pattern of type 15C transactions and exclude them as they are not relevant to detecting *Smurfed* transactions. When the internal CTRX value varies from the FEC_NTRX value, it will be shown below the FEC_NTRX value in [] brackets.
- **TAMT** – FEC_TAMT refers to the **Total Amount** (in dollars) of all the (NTRX) transactions across the database, relative to a Contributor. This number contributes to the donation profile of a Contributor. Note that Negative Amounts affect this total due to mathematical summation.
- **MTBD** – FEC_MTBD refers to the **Max Transaction By Day** count of transactions across the database. It is a count of the Maximum Number Of Transactions executed **on any one day**, relative to a Contributor. This number contributes to the donation profile of a Contributor.
- **MABD** – FEC_MABD refers to the **Max Amount By Day** total dollars of transactions occurring within **any one day** across the database, relative to a Contributor. This Amount is unrelated to a Max Transactions By Day count. This number contributes to the donation profile of a Contributor.
- **TOT_AMT\$, MAX_AMT\$, MIN_AMT\$, AVG_AMT\$** -- These are the Total, Max, Min and Average Dollar amounts associated with a Contributor across the NTRX transactions belonging to a Contributor.
- **MAX_TBD, MAX_ABD** – These are the MAX Transaction Counts and Amounts, By Day associated with a Contributor. These data points contribute to the donation profile of the Contributor. Eg: A MAX_TBD=8 means that this is the highest count of transactions occurring in any single day. These 8 transactions may be to any number of different

committees. An MAX_ABD=\$100.00 means that the largest total donation(s) was \$100.00 occurring on any single day. This may or may not be the same day as the MAX_TBD.

- **MSD CNT** – Refers to Multi-Same-Day Transaction Count(s). As a part of our Contributor profile data, we count all transactions that occur on any given day. The MAX of this is seen above as MTBD. However it can also refer to counts compiled within a view (eg: by CommitteeID) where Contributions occur multiple times on the same day to a singular committee ID. For example, when reporting by Committee ID (ie: this report), MSD=1 means that there are two transactions on a day resulting in an MSD count of 1. A MSD=2 means there are 3 transactions on a day as the 2nd transaction is count 1 and the third transaction is count 2. A MSD=10 would mean 11 transactions in one day and so on. It must be noted here that **MSD CNT accumulates across all transaction days** within the reported dataset. Therefore, when multiple days of MSD counts occur, the totality of the value relative to a single day is lost. See MSD MAX.
- **MSD MAX** – Refers to the MAX number of MSD Counts occurring within a given singular day, within a CommitteeID for a given contributor. MSD CNT will show a count but it accumulates across multiple days. **MSD MAX** will show the **highest MSD Count that occurred on any one day within the dataset**.

ZIP Codes: Using a USPS freely downloadable Zip Code dataset of **42,735** codes, a cross check of all Transaction ZIP Codes was performed and there are **111,084** distinct zip codes used in the FEC database transactions. There are within the total reporting database, **68,929** unique invalid zip codes. Of the invalid Zip codes, some are blank and many appear as alpha/numeric gibberish, could be foreign codes or are unknown values. For this specific committee **C00765529** report, there are **4** invalid zipcode transactions. Of the herein alleged **2,842 Smurfed** transactions there are **0** invalid zipcodes.

[Click HERE](#) for more information about *Smurfing* Statistics within Zipcode regions.

States: The transactions in this reporting database list a total of **344** unique States codes. Some research shows that there are acceptable State codes recognized for groupings such as USA, Territories, Freely Associated States (FAS), Commonwealth (CW) and Military (MIL). An effort was made to categorize all State Codes in a grouping called Affiliations. Affiliations are defined within this reporting database as "USA", "MIL", "TERRITORY", "FAS", "CW", "FOREIGN" and "CATCHALL". CATCHALL was used to group Blank states and other unidentifiable codes. All unidentifiable codes were *subjectively* grouped as FOREIGN or CATCHALL. Some of these State codes (eg: ZZ) are seen to specify Cities as "LONDON", "PARIS", "TIJUANA", "DEN HAAG" and more from everywhere. For this specific committee **C00765529** report, the number of States referenced in the transactions scanned is **28**.

[Click HERE](#) to learn more about States *Smurfing* Statistics and [HERE](#) to view this reports 'States Used Report'.

09/28/2025

Counts & Amounts Formatting: Internal processing of these reports includes collecting Counts and Amounts as net *summed* totals as well as the counts of both Positive and Negative Transaction amounts. When you see a report column and or row cell data appearing with a value that appears as a number (count) followed by more numbers prefixed with P: and N:, this means that the count first shows a TOTAL (net summed) Trx count followed by a P: (positive trx count) and a N: (negative trx count). Similarly, when a column or a row cell involves Negative amounts (dollars), the cell would first show a Total (net summed) Trx Amount followed by a P: positive Trx amount and then followed by a N: negative Trx amount formatted within the () characters to indicate negative amounts per common accounting formats. Overall, it is sometimes important to be aware of contribution transactions that for reasons unknown, appear as negative values. These negative values when summed, affect the total such that it may appear lower than the total positive contributions.

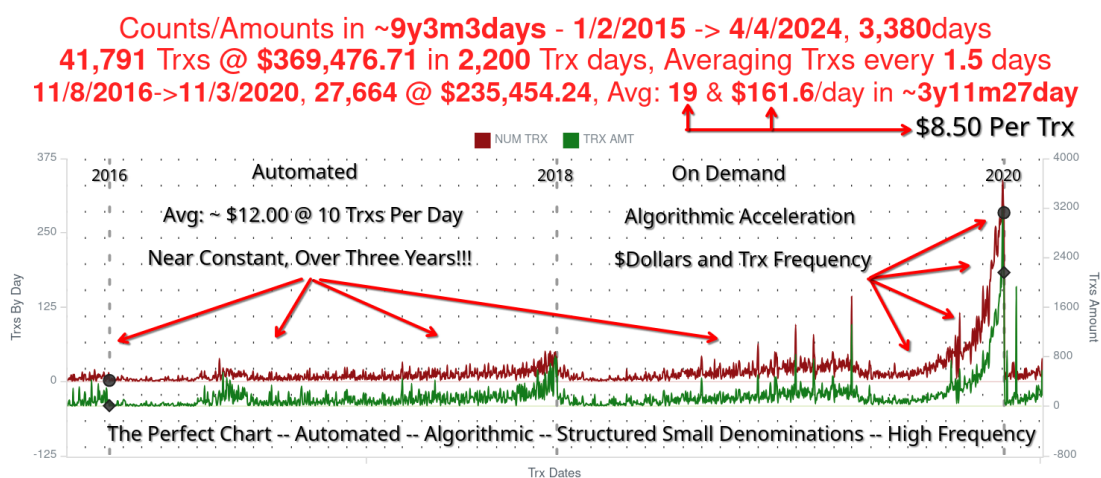
Note: The statistical and summary data presented herein is compiled with the best effort to be accurate. The data obtained from the FEC presents many challenges when compiling statistics. There are many constraints such as blank or poorly formatted Names, Cities, States and Zip codes as well as invalid dates (zero dates and dates in the future). There are many States, Cities and Zip codes that are simply invalid. Names in the transaction records are mixed, misspelled and or backwards etc and we find what appears to be individuals having made transactions under variations of names (eg: DOE, JOHN and DOE, JOHN MR. etc). Of all transactions in the database, there are **101,341** Blank States, **6,379** Blank Cities and **12,545** Blank Names that when net summed, has a USD valuation of **\$67,224,223.37**. When compiling the data, the only fields one can somewhat count on is that there is a Transaction Amount and a committee ID that the money flows to/from.

Where this compilation alleges wrongful activity, it is believed that the allegations simply demand Full Accountability through Prompt, Honest, Open and Transparent (Discovery Inclusive) Investigation(s).

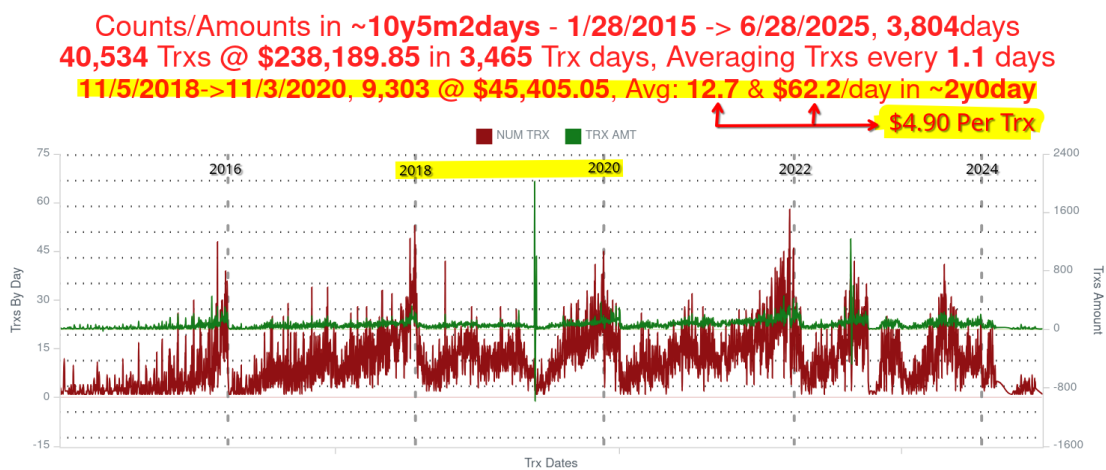
<Prev - Next>
Charts Etc

The following charts show transaction execution profiles by dates for two *Smurfing* Contributors from the SmurfSearch database. Each illustrate High Frequency, High Volume contributions, Automated, Algorithmic transaction(s) execution, Structured Small Denominations including periodic Monthly spikes as well as what may be described as on-the-fly or "On Demand" scaling of the algorithm driven process.

This chart illustrates all aspects to *Smurfing* including throttling of On-Demand Counts & Amounts as election(s) near. This Contributors profile indicates employment at a University.

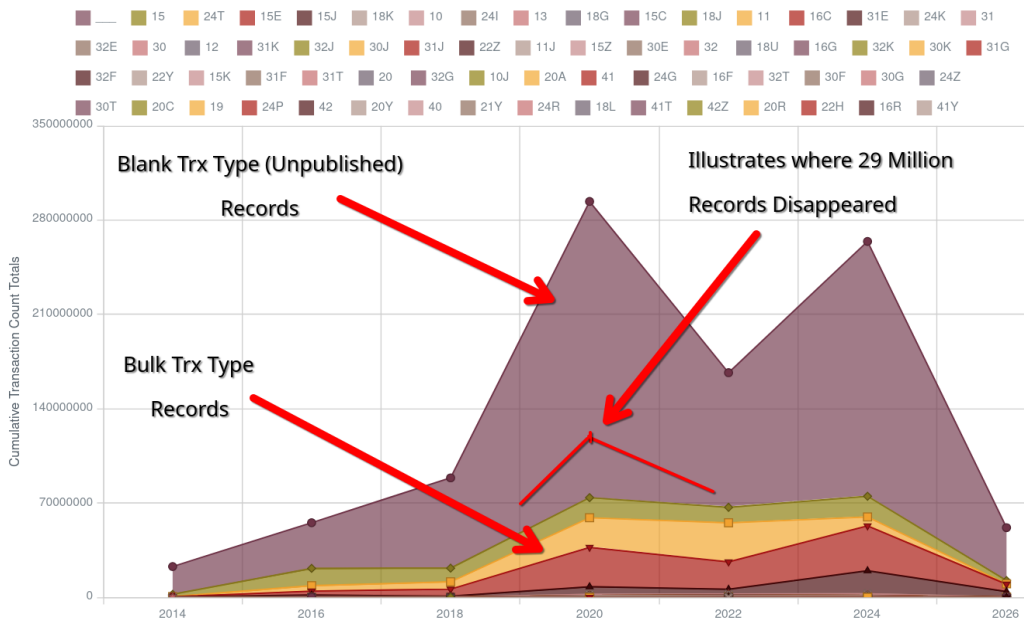


Note the heavy transaction counts and yet a comparatively steady amounts character. This Contributors profile indicates Retired since October 2015 from a legal profession.



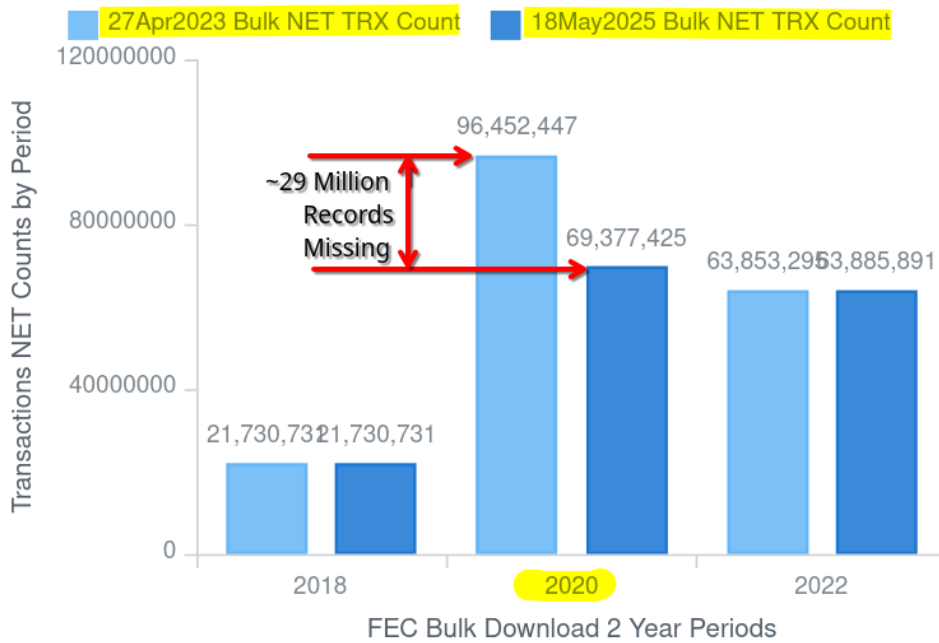
09/28/2025

This chart illustrates the 240%+ difference between the Uncategorized Blank Transaction Type records vs: the Bulk Transaction records visualized over 2 Year Election Periods.



This chart illustrates the scope of the Missing 29+ Million records from the 2019-2020 FEC Bulk dataset.

FEC Bulk NET TRX Count Differences (Big 2020 Discrepancy)



[<Prev](#) - [Top](#)>

**** Credits ****

Many Thanks to the following:

- **Julie Seegers (on X: Julie S @jewelsHND)** for her relentless research and support of all things *Smurfs* and her aide to identify the kinds of tools/features needed to make such research possible for everyone.
- **Greg Sternbach (on X: The Dominator @PatriotsACT)** a skilled IT technician and Data Infrastructure Engineer, collaborated with FEC Tech Staff and other data analytics.
- **H.O.T. Government (on X: @hotgovernment1)** for always being supportive.
- **The SOC (Self Organizing Collective)** of everyone along the way.

SmurfSearch is a website built in a Spirit similar to Free Open Source Software and is free to use. SmurfSearch in its entirety is the work product of, managed & owned by Keith A Schneider (on X: @SmurfSearch) and the web hosting of such, is generously funded by Peter Bernegger owner of the electionwatch.info website and Electionwatch, Inc.

** Do Good In The World, Choose God, Choose Liberty **